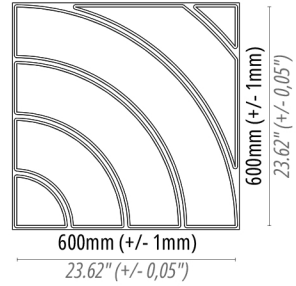




Corner Sound-Absorbing Decorative Panel

600mm x 600mm x 13mm



		Inherent Colors	Color-IT Colors	Peel & Stick (Optional)
PRODUCT CODE / DESCRIPTION	Box Qty / m2			
CRN-20AAN - Inherent Colors (Panel Only)	12 / 4.32 m2			
CRN-20PSN - Inherent Colors + Peel & Stick	12 / 4.32 m2			
CRN-20AAC - Color-IT (Panel Only)	12 / 4.32 m2			
CRN-20PSC - Color-IT + Peel & Stick	12 / 4.32 m2			

APPLICATION
Wall & Ceiling - Indoor use only

MATERIAL
Mechanical needled punch industrial felt.
100% PET up to 60% Recycled content & Recyclable

Smooth Surface - Impact Resistance - Flexible

FIRE RATING
A Class (ASTM E84) - B s1 d0 (EN 13501-1)

THERMAL INSULATION
0,035 W/mK

WEIGHT
1 tile: 450 gr. +/- 10% tolerance
1 tile: 1 lb with +/- 10% tolerance

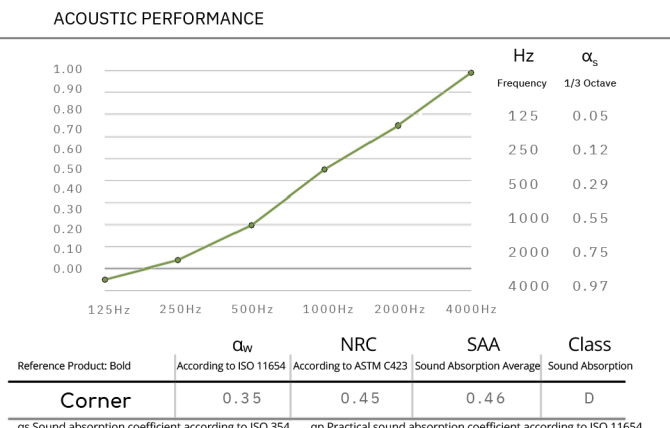
THICKNESS
 Max. 13 mm (+/- 2 mm) - 0.51" (+/-0.08")
Min. 3 mm (+/- 2 mm) - 0.12" (+/-0.08")

BOX SIZE & CONTENT
W: 620 mm D: 660 mm H: 190 mm
W: 24.5" D: 26" H: 7.5"
1 Box: 12 x panels
1 Box: 4.32 m2 1 Box: 46.50 ft2
1 Color of choice per package
Gross weight: 6.8 kg Gross weight: 15 lbs



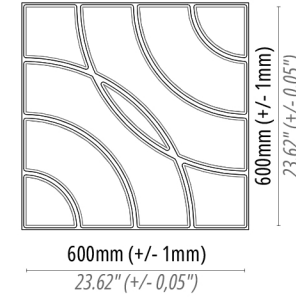
PALETTE SIZE & CONTENT

W: 1220 mm D: 1015 mm H: 2150 mm W: 48" D: 40" H: 84.5" 30 Pcs. Box Gross Weight 227 kg 501 lbs	W: 1200 mm D: 800 mm H: 2150 mm W: 47.25" D: 31.5" H: 84.5" 24 Pcs. Box Gross Weight 182 kg 401 lbs
--	--



Central Sound-Absorbing Decorative Panel

600mm x 600mm x 13mm



		Inherent Colors	Color-IT Colors	Peel & Stick (Optional)
PRODUCT CODE / DESCRIPTION	Box Qty / m2			
CLN-20AAN - Inherent Colors (Panel Only)	12 / 4.32 m2			
CLN-20PSN - Inherent Colors + Peel & Stick	12 / 4.32 m2			
CLN-20AAC - Color-IT (Panel Only)	12 / 4.32 m2			
CLN-20PSC - Color-IT + Peel & Stick	12 / 4.32 m2			

APPLICATION
Wall & Ceiling - Indoor use only

MATERIAL
Mechanical needled punch industrial felt.
100% PET up to 60% Recycled content & Recyclable

Smooth Surface - Impact Resistance - Flexible

FIRE RATING
A Class (ASTM E84) - B s1 d0 (EN 13501-1)

THERMAL INSULATION
0,035 W/mK

WEIGHT
1 tile: 450 gr. +/- 10% tolerance
1 tile: 1 lb with +/- 10% tolerance

THICKNESS
 Max. 13 mm (+/- 2 mm) - 0.51" (+/-0.08")
Min. 3 mm (+/- 2 mm) - 0.12" (+/-0.08")

BOX SIZE & CONTENT
W: 620 mm D: 660 mm H: 190 mm
W: 24.5" D: 26" H: 7.5"
1 Box: 12 x panels
1 Box: 4.32 m2 1 Box: 46.50 ft2
1 Color of choice per package
Gross weight: 6.8 kg Gross weight: 15 lbs



PALETTE SIZE & CONTENT

W: 1220 mm D: 1015 mm H: 2150 mm W: 48" D: 40" H: 84.5" 30 Pcs. Box Gross Weight 227 kg 501 lbs	W: 1200 mm D: 800 mm H: 2150 mm W: 47.25" D: 31.5" H: 84.5" 24 Pcs. Box Gross Weight 182 kg 401 lbs
--	--

